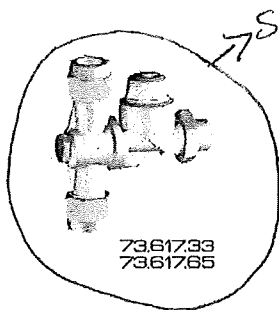



M73 ANTIGOCCIA M73 ANTIDRIP

POSIZIONAMENTO
E TENUTA SENZA COLLANTI
ADJUST NOZZLE POSITION
AND SEAL WITHOUT BONDING



73.617.33
73.617.65



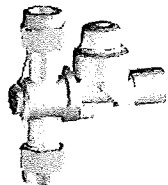
73.617.34



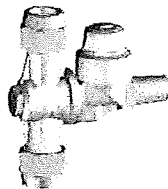
G1/4M.-1/4" BSPM
Dado con O Ring
Nut with O Ring



256.605.7
G3/8 3/8" BSPF



73.617.38
73.617.39



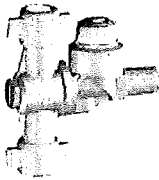
73.617.45




716.605.3
G3/8 3/8" BSPF AD/AC



73.605.68
11/16-16 UN



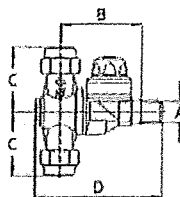
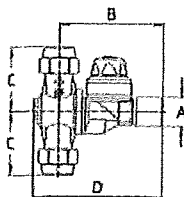
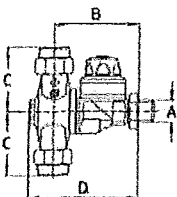
73.617.45 C



73.617.66



73.605.27
G3/8 3/8" BSPF
73.605.28
11/16-16 UN



Standard completo di ghiera - ugelli non compresi - opzioni con filtro
Versione 73.617.66 con tenute in FPM, fornito senza ghiera

Pressione di esercizio max.: 40 bar

Peso: G1/4M. 260 g - 1/4"NPTM. 260 g - G1/4F. 260 g - 1/4"NPTF. 260 g

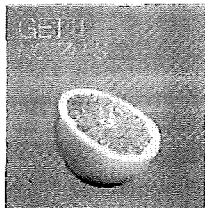
Materiali: ottone - acciaio inox - NBR - FPM - PVC

Impiego: su atomizzatori. Due ugelli selezionabili con posizioni intermedie di chiusura. Due posizioni "APERTO" inclinate $\pm 15^\circ$ dalla verticale. Ogni posizione è segnalata da uno scatto. Antigocchia resistente ed efficace a bassa e ad alta pressione.

Standard with caps - spray tips not included - strainer options
73.617.66 model with FKM seal, caps not included.

Max. operating pressure: 40 bar / 600 psi

Weight: 1/4"BSPM. 260 g / 9.2 oz. - 1/4"NPTM. 260 g / 9.2 oz - 1/4"BSPF. 260 g / 9.2 oz - 1/4"NPTF. 260 g / 9.2 oz



FILTRI - COMPONENTI STRAINERS - PARTS

INCLUDED ON 73.6.17.33



73.508.9



256.1901.2



256.508.11



256.508.12



256.508.13
256.508.14



◀ PAGE 39/46 ▶

COME SI ORDINA / HOW TO ORDER

| CODICE code | VERSIONE model | MESH | MATERIALI materials | A mm | B mm | C mm | D mm | |
|---------------------------|------------------------|----------|--|------|------|------|------|----|
| 73.508.9 | A fessura Slotted | 25 mesh | PA66 | 14,5 | 17 | 15 | 11,3 | 25 |
| 256.1901.2 | Antigoccia Check valve | 40 mesh | PA - NBR Acciaio inox PA - Buna N - Stainless steel | 14,7 | 20 | 2 | 10,8 | 25 |
| 256.508.11 blu-blue | Filtro Strainer | 50 mesh | PA - Acciaio inox PA - Stainless steel | 15 | 19,3 | 2 | 11,5 | 25 |
| 256.508.12 verde-green | Filtro Strainer | 100 mesh | PA - Acciaio inox PA - Stainless steel | 15 | 19,3 | 2 | 11,5 | 25 |
| 256.508.13 rosso-red | A cupola Cup strainer | 32 mesh | PA - Acciaio inox PA - Stainless steel | 15 | 5,5 | 2 | 10 | 25 |
| 256.508.14 blu-blue | A cupola Cup strainer | 50 mesh | PA - Acciaio inox PA - Stainless steel | 15 | 5,5 | 2 | 10 | 25 |

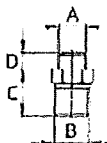


RICAMBI SPARE PARTS:

256.1901.2



256.208.2



256.605.7



716.605.3



256.605.101



256.605.16

PAG 3/3


256.208.2
Pressione di esercizio max.: 40 bar
Peso: 26 g

Materiali: ottone nichelato
Max. operating pressure.: 40 bar / 600 psi
Weight: 26 g / 0.9 oz
Materials: nickel plated brass

256.605.7 - 716.605.3 - 256.605.101 - 256.605.16
Pressione di esercizio max.: 40 bar
Peso: 15 g















Materiali: ottone nichelato - ottone
Max. operating pressure.: 40 bar / 600 psi
Weight: 15 g / 0.5 oz
Materials: nickel plated brass - brass

COME SI ORDINA / HOW TO ORDER

| CODICE <small>code</small> | GHIERA <small>cap</small> | PER UGELLI <small>for spray tips</small> | FILTRO <small>strainer</small> | A | B <small>mm</small> | C <small>mm</small> | D <small>mm</small> |  | KIT RICAMBIO <small>spare parts kit</small> |
|--------------------------------------|--|--|--|-------------------|-------------------------------|-------------------------------|-------------------------------|---|---|
| 73.617.33 | 11/16 16LN-Ch21 | Ø15 KIT discicore | X | | | | | | |
| 73.617.33 A | 11/16 16LN-Ch21 | Ø15 KIT discicore | - | | | | | | |
| 73.617.33 B | 11/16 16LN ALETTATA WINGED | Ø15 KIT discicore | - | | | | | | |
| 73.617.33 C | 11/16 16LN ALETTATA WINGED | Ø15 KIT discicore | X | G1/4M 1/4"BSPP | 51 | 40 | 66 | 10 | 75.302.28 |
| 73.617.33 E | 11/16 16LN-Ch21 11/16 16LN ALETTATA WINGED | Ø15 KIT discicore | X | | | | | | |
| 73.617.33 F | 11/16 16LN-Ch21 11/16 16LN ALETTATA WINGED | Ø15 KIT discicore | - | | | | | | |
| 73.617.34 | G3/8 M-Ch20 | Ø15 KIT | X | | | | | | |
| 73.617.34 A | G3/8 M-Ch20 | Ø15 KIT | - | | | | | | |
| 73.617.34 B | G3/8 M. ALETTATA 3/8"BSPP WINGED | Ø15 KIT | - | G1/4M 1/4"BSPP | 62 | 40 | 77 | 10 | 75.302.28 |
| 73.617.34 C | G3/8 M. ALETTATA 3/8"BSPP WINGED | Ø15 KIT | X | | | | | | |
| 73.617.34 D | G3/8 M-Ch20 716805.3 | AD/AC | X | | | | | | |
| 73.617.38 | 11/16 16LN-Ch21 | Ø15 KIT discicore | X | | | | | | |
| 73.617.38 A | 11/16 16LN-Ch21 | Ø15 KIT discicore | - | | | | | | |
| 73.617.38 B | 11/16 16LN ALETTATA WINGED | Ø15 KIT discicore | - | G1/4F 1/4"BSPP | 62 | 40 | 77 | 10 | 75.302.28 |
| 73.617.38 C | 11/16 16LN ALETTATA WINGED | Ø15 KIT discicore | X | | | | | | |
| 73.617.39 | 11/16 16LN-Ch21 | Ø15 KIT discicore | X | | | | | | |
| 73.617.39 A | 11/16 16LN-Ch21 | Ø15 KIT discicore | - | | | | | | |
| 73.617.39 B | 11/16 16LN ALETTATA WINGED | Ø15 KIT discicore | - | 1/4NPTF | 62 | 40 | 66 | 10 | 75.302.28 |
| 73.617.39 C | 11/16 16LN ALETTATA WINGED | Ø15 KIT discicore | X | | | | | | |

2/28

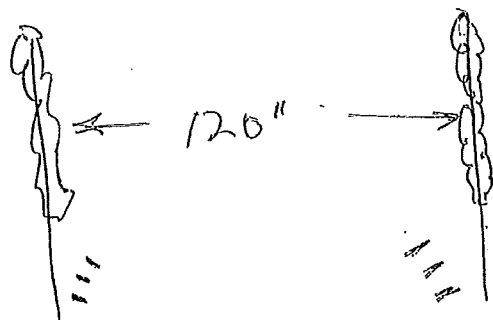
PAG 2/3

| Part No | Orifice | Flow | 14 psi GPM | 21 psi GPM | 28 psi GPM | 35 psi GPM | 42 psi GPM | 49 psi GPM | 63 psi GPM | 70 psi GPM |
|---------|---------|---|---------------|---------------|---------------|---------------|---------------|---------------|---------------|---------------|
| 7008 | 0.8 |  | 0.11 | 0.12 | 0.15 | 0.16 | 0.17 | 0.19 | 0.20 | 0.21 |
| | |  | 0.08 | 0.10 | 0.11 | 0.13 | 0.14 | 0.15 | 0.16 | 0.18 |
| 7010 | 1.0 |  | 0.19 | 0.21 | 0.25 | 0.30 | 0.31 | 0.33 | 0.35 | 0.37 |
| | |  | 0.12 | 0.13 | 0.16 | 0.18 | 0.20 | 0.21 | 0.24 | 0.25 |
| 7012 | 1.2 |  | 0.26 | 0.30 | 0.35 | 0.38 | 0.42 | 0.44 | 0.48 | 0.50 |
| | |  | 0.16 | 0.18 | 0.22 | 0.25 | 0.27 | 0.29 | 0.33 | 0.35 |
| 7015 | 1.5 |  | 0.38 | 0.43 | 0.48 | 0.56 | 0.61 | 0.65 | 0.72 | 0.74 |
| | |  | 0.29 | 0.31 | 0.38 | 0.43 | 0.47 | 0.49 | 0.55 | 0.57 |
| 7018 | 1.8 |  | 0.51 | 0.57 | 0.70 | 0.75 | 0.83 | 0.88 | 0.98 | 1.01 |
| | |  | 0.39 | 0.44 | 0.55 | 0.61 | 0.65 | 0.70 | 0.78 | 0.82 |
| 7020 | 2.0 |  | 0.66 | 0.74 | 0.91 | 1.00 | 1.09 | 1.17 | 1.31 | 1.38 |
| | |  | 0.47 | 0.52 | 0.64 | 0.72 | 0.77 | 0.83 | 0.94 | 0.96 |
| 7023 | 2.3 |  | 0.83 | 0.91 | 1.11 | 1.22 | 1.35 | 1.43 | 1.59 | 1.68 |
| | |  | 0.61 | 0.69 | 0.85 | 0.94 | 1.01 | 1.09 | 1.24 | 1.30 |

$$GPM = \frac{GPA \times MPH \times \text{nozzle Spacing}''}{5940}$$

$$GPA = \frac{5940 \times GPM \text{ (per nozzle)}}{MPH \times \text{nozzle spacing}}$$

To get nozzle spacing for orchard or vineyard



6 nozzles

$$\frac{120}{6} = 20'' \text{ nozzle spacing}$$